

PLACEMENT:
DISTRIBUTION SELECTOR

FEATURED DISTRIBUTOR MATCH

OWN THE RECOMMENDATION STAGE OF THE BUYING JOURNEY

Artists use the Distribution Selector when they're **actively comparing distributors** and **deciding where** to release their music. After answering questions about budget, goals, royalties, support needs, and release strategy, the tool generates a ranked list of best-fit options. Sponsorship places your brand directly inside the recommendation process, where **purchase decisions are actively being made**.



- ✓ Featured recommendation placement
- ✓ Brand shown alongside ranked results
- ✓ Appears at the decision stage
- ✓ Category exclusivity available
- ✓ Direct offer integration

THE BUYING JOURNEY ON PAYUSNOMIND



Artist decides they need distribution



They start **researching** options



They enter their goals, needs, and preferences



They receive **a ranked list of best-fit options**



Your brand appears at the moment they decide

Your Best-Fit Distribution Options

• Ranked

Based on your answers, here's how the distributors rank. Scores are on a relative 0–10 scale based on fit for your specific situation, not a generic "best overall".



YOUR BRAND

SPONSORED BEST MATCH

9.8 / 10

Fit score

Recommended for independent artists seeking:

- ✓ Keep 100% royalties
- ✓ Fast distribution
- ✓ Marketing tools included

Get Started >

Starting at \$X.XX/year



DistroKid

BEST MATCH

10.0 / 10

Fit score

Quality fit: 8.5 / 10

Great for independent artists who want unlimited uploads and keep 100%.

[See full breakdown >](#)



Landr

STRONG OPTION

9.4 / 10

Fit score

Quality fit: 8.2 / 10

Great for artists who want mastering, distribution, and creative tools.

[See full breakdown >](#)

[See My Best Distribution Options >](#)

EXCLUSIVE SPONSORSHIP

\$2,500/MONTH

★ Only 1 distributor partner

CALCULATOR SPONSORSHIPS

**INFLUENCE DECISIONS
BEFORE THEY HAPPEN**

Unlike traditional content, calculators are used when somebody is trying to answer:

“Can I afford this?”

“Will this make me money?”

“Which option produces the best outcome?”

That makes calculator traffic some of the highest-intent inventory on the platform.



PLACEMENT:
DISTRIBUTION ROI CALCULATOR

OWN THE ROI CONVERSATION.

BE PRESENT WHEN THE NUMBERS MATTER.

Artists don't use the Distribution ROI Calculator for entertainment. They use it to answer one of the most important questions in their business: "Is this worth the money?" Visitors compare distributors, evaluate fees, estimate earnings, and determine which opportunities provide the greatest return. Sponsorship positions your brand alongside one of the highest-intent decision-making tools on the platform.

WHY SPONSORS LOVE THIS PLACEMENT

- ✓ Financial Evaluation Stage
- ✓ High-Intent Decision Makers
- ✓ Repeat Usage & Engagement
- ✓ Trust Through Association
- ✓ Category Exclusivity Available

Distribution ROI Calculator

See how much revenue you need to generate to justify each distributor's fees and splits.

Distribution Inputs

Distributor

DistroKid

Plan

Musician Plus (\$49.99/yr)

Number of active releases

1

Albums, EPs, or singles you expect to keep active under this plan.

Number of singles

1

Number of albums / EPs

0

How many years?

1

Projected or actual gross revenue (\$)

1000

Use gross revenue before distributor cuts, add-ons, and tax withholding.

International Tax

Does your country have a US tax treaty?

Yes, my country has a US tax treaty

If there is no tax treaty or proper tax form on file, US-source royalties may be reduced by 30%. [Check IRS tax treaty list.](#)

Premium extras are a Pro feature

Pro users can model Beatport delivery, Dolby Atmos, multiple primary artists, label-style artist counts, revenue mix, and payout assumptions.

[Upgrade to Pro](#)

Run calculation

1
DISTRIBUTOR
SELECTION

2
REAL-WORLD
PRICING INPUTS

3
BREAK-EVEN
ANALYSIS

4
SPONSOR
VISIBILITY

Results

Distributor & plan

DistroKid — • Musician Plus (\$49.99/yr)

Fixed platform fees

Annual fees, release fees, Content ID add-ons, Beatport, Dolby Atmos, and artist-account fees.

Distributor revenue cuts

Percentage-based cuts from streaming, sales, and Content ID.

Tax withholding

Estimated 30% withholding if no US tax treaty applies.

Total cost / revenue loss

Fixed platform fees + distributor cuts + tax withholding.

Net revenue after all costs

What remains after estimated distributor costs and tax withholding.

Gross revenue needed to break even

Approximate gross revenue required to cover fixed fees after splits and tax assumptions.

If you don't recoup

Worst-case fixed platform fees if the release earns nothing.

Extras breakdown

Beatport: — • Dolby Atmos: — • Primary artists: — • Label artists: —

Streaming breakdown

Gross: — • Net: — • Streams needed: —

Downloads / sales breakdown

Gross: — • Net: — • Sales needed: —

Content ID / UGC breakdown

Gross: — • Net: — • Events needed: —

About these estimates

These are planning estimates, not guarantees. Distributor pricing changes often. Update the config by moving it into the calculator config JSON under distributor_pricing.

SPONSORED BY

YOUR BRAND HERE

USED BY ARTISTS TO:



Compare Distributors
Evaluate fees, splits, and plans



Estimate Revenue
Project earnings across all sources



Evaluate Costs
Understand real platform expenses



Calculate Break-Even
Know what it takes to cover your costs



Model Profitability
See net revenue and long-term ROI

STARTING AT

\$1,500/MO

CATEGORY EXCLUSIVITY AVAILABLE

PLACEMENT: STREAMING ROI PLANNER

OWN THE GROWTH CONVERSATION



Artists using the Streaming ROI Planner aren't looking for entertainment—they're **planning investments**. They use this tool to estimate streams, evaluate marketing budgets, project revenue, and determine what growth is realistically **achievable**. Sponsorship places your brand in front of artists while they're actively deciding how and where to spend money.

WHY THIS PLACEMENT DELIVERS

- ✓ Budget Planning Stage – High intent, high value
- ✓ Repeat Usage – Artists return to adjust scenarios
- ✓ Decision-Influencing Environment
- ✓ Trust Through Association
- ✓ Category Exclusivity Available

USED BY ARTISTS TO:



Plan Budgets
Set budgets with confidence and model outcomes



Estimate Streams
Project total streams including paid and organic lift.



Calculate ROI
Understand ROAS and revenue potential before you spend.



Compare Platforms
See how TikTok, Meta, YouTube, and Spotify stack up.



Make Smarter Decisions
Use data-driven insights to maximize growth and results.

STARTING AT
\$1,500/MO
CATEGORY EXCLUSIVITY AVAILABLE

Streaming ROI Planner

Compare TikTok, Meta, YouTube, and Spotify ad products. Spotify options model higher intent because users are already on-platform.

I have a budget

I have a stream goal

Campaign Inputs

Ad Type

TikTok In-Feed Ads

Spotify Marquee/Showcase are modeled using CPM-equivalent reach and higher-intent conversion assumptions.

Location

United States

Scenario (Confidence)

Expected

Use scenarios to reflect how ad type + audience intent can change results.

Ad Budget (\$)

200

Saved Benchmarks

Use saved benchmark

Generic defaults

Use your saved campaign history to fill CPM, CTR, click-to-listener rate, and streams per listener.

Advanced Assumptions

CPM (\$)

6.00

Cost per 1,000 impressions. Change this if your real campaign CPM is higher or lower.

Click-through rate (CTR)

1.2

About these estimates

Results are estimates based on your inputs and saved benchmarks. Actual performance will vary by creative, targeting, placement, audience, and platform.

Results Expected

Ad spend / budget

You entered this as your ad budget.

\$200.00

Estimated impressions

Using TikTok In-Feed Ads with an effective CPM of about \$6.00 in United States. CPM model.

33,333

Estimated clicks

Assuming CTR of 1.2%.

400

Estimated streams (paid + organic)

Assuming 22% of clicks become listeners, 3.5 streams per listener, plus 0% virality lift.

308

Estimated organic streams (virality)

No virality lift applied.

0

Total streams used for cost / ROAS

Total streams used for ROAS and cost per stream calculations.

308

Estimated unique listeners

Estimated from clicks x click-to-listener rate. Organic lift adds streams, not necessarily new listeners.

88

Estimated streaming revenue

Assuming \$0.0035 per stream.

\$1.08

Estimated ROAS (streaming)

Streaming ROAS = streaming revenue + ad spend.

0.01x

Cost per stream (blended)

Cost per stream = ad spend ÷ total streams (paid + organic).

\$0.65

SPONSORED BY

YOUR BRAND HERE

FUNDING FINDER

REACH ARTISTS WHO ARE ACTIVELY SEEKING CAPITAL

Artists don't visit the Funding Finder to browse. They're trying to solve a financial problem.

The tool captures funding goals, royalty income, credit profile, repayment preferences, and funding type, then ranks the most relevant solutions.

Your brand appears at the exact moment artists are evaluating how to fund their next move.



MEET ARTISTS AT THE MOMENT THEY DECIDE HOW TO FUND THEIR GROWTH.

POWERFUL SIGNALS YOU CAN'T GET ANYWHERE ELSE



Funding amount



Royalty revenue



Credit profile



Repayment preferences



Funding intent

Real data. Real intent. Real opportunity.



CONNECT WITH ARTISTS WHEN THEY'RE READY TO INVEST.

Funding decisions drive growth. Be the trusted partner they choose to power it.



They identify a need




They explore options



They evaluate solutions



They choose a partner



Funding Finder



Tell me what you need and what your catalog earns. I'll rank funding options and show you the tradeoffs — without pretending loans are "free money."

Decision snapshot

Goal amount (USD)

10,000

What you're trying to fund: marketing, tour, debt payoff, equipment, etc.

Annual royalty revenue (USD)

5,000

Use last 12 months. If it's inconsistent, average the last 3-6 months x 12.

Credit score range

670-739 (Good)

Repayment duration

2 years

This drives loan/credit payoffs and Stripe monthly equivalent.

Show options

Reset

This tool is directional. If you want detailed amortization and early payoff math, use the advanced Advances & Loans calculator.

Ranked options

Open advanced calculator →

Download (Members)

Unlock downloads →

No repayment

100/100
fit score

Catalog Sale (Equity)

Straight dollar-for-dollar funding; you're trading ownership for cash.

10-year valuation (rule of thumb)

\$50,000 (annual royalties x 10)

Funding goal

\$10,000

Equity sold to raise goal

20.0%

Total repaid

\$10,000 (no fees / no interest)

Effective multiple (paid / received) ?

1.00x

Request an Offer

Fixed

74/100
fit score

Bank Loan

Uses standard amortization. Your bank may also charge origination fees.

Principal

\$10,000

WHY SPONSOR?



Decision-stage audience

Artists are actively seeking funding solutions.



Funding amount visibility

See the amount they need before you engage.



Revenue-qualified prospects

Based on actual royalty earnings.



Sponsored recommendation opportunities

Your brand can be the top solution.



Direct application integration

Drive qualified traffic and conversions.



Category exclusivity available

Be the only funding partner in your category.

EXCLUSIVE SPONSORSHIP
STARTING AT

\$2,500/MONTH

- ✓ Top placement in ranked results
- ✓ High-intent funding leads
- ✓ Direct offer integration
- ✓ Performance reporting
- ✓ Category exclusivity option



Limited to
1 partner
per category

FEATURED VIDEO OWNERSHIP

YOUR CONTENT. TOP OF EVERY REVIEW.

GET FEATURED AT THE TOP OF EVERY REVIEW,
COMPARISON, AND ARTICLE WITHIN
A SELECTED CATEGORY.

Artists researching distributors are repeatedly exposed to your brand while evaluating competitors and making decisions.

MAXIMUM VISIBILITY
Your video is the first thing visitors see.

BUILDS TRUST
Educational content builds credibility and confidence.

REPEATED EXPOSURE
Featured across all relevant pages in the category.

HIGHER ENGAGEMENT
Longer watch time and deeper brand connection.

CATEGORY OWNERSHIP
Position your brand as the go-to solution.

NOT AN AD. CONTENT.
Your video is treated as valuable content, not an interruption.

STARTING AT
\$1,250/MO

EXCLUSIVE FEATURED SLOT
Only one brand per category gets the top spot.

FEATURED SLOT

Your video appears at the top of every review in the selected category.

Home Start Here Blog Tools News Consultation Store About Discounts Contact Logout My Account

SoundOn Distribution Review 2026: Pros, Cons, and Risks – The Great, Good, Bad, Ugly

By Payusnomind · Nov 3, 2024

Premium

Need help deciding?
If you're weighing distributors, playlist services, funding offers or smart link tools, a 1:1 session can save you a lot of time and regret.

[Book a consultation](#)

ULTIMATE GUIDE TO MUSIC MONETIZATION

ULTIMATE INDIE ARTIST GUIDE
TOOLS YOU NEED, LIES YOU DON'T

Stay ahead of the tricks
Get new breakdowns on distributors, funding, playlisting and tools, plus the fine print most platforms gloss over.

Built with **KCPE**

Search the library



EDUCATE. BUILD TRUST. STAY TOP OF MIND.

Be the resource artists turn to—across the entire decision journey.

CATEGORY VIDEO ADVERTISING

REACH ARTISTS BEFORE THEY WATCH.

YOUR MESSAGE APPEARS BEFORE VIDEOS THROUGHOUT A SELECTED CATEGORY.

Get your brand in front of highly targeted artists at the moment they press play—across every relevant video in the category.

IDEAL FOR CATEGORIES LIKE:

-  DISTRIBUTION
-  SMART LINKS
-  FUNDING
-  MARKETING

BENEFITS:

-  IMMEDIATE VISIBILITY
-  HIGH REPETITION
-  STRONG BRAND RECALL
-  CATEGORY EXCLUSIVITY AVAILABLE

PRE-ROLL ADVERTISEMENT

Your ad plays before the video content begins.

HIGH-VALUE EXPOSURE

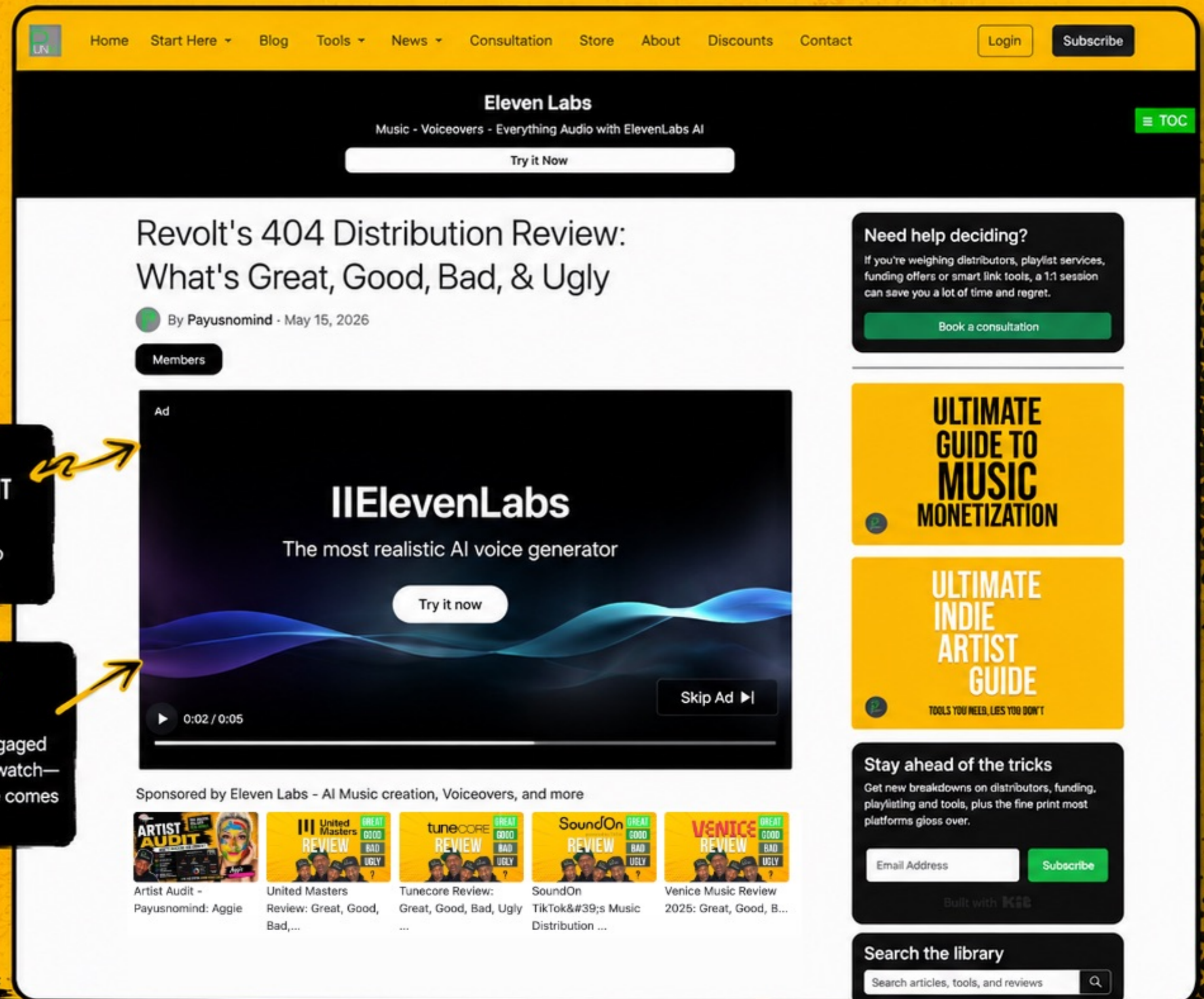
Artists are engaged and ready to watch—your message comes first.

STARTING AT
\$750/MO



CATEGORY-WIDE PLACEMENT

Your ad appears across all videos within the selected category.



Home Start Here ▾ Blog Tools ▾ News ▾ Consultation Store About Discounts Contact Login Subscribe

Eleven Labs
Music - Voiceovers - Everything Audio with ElevenLabs AI
Try it Now

Revolt's 404 Distribution Review: What's Great, Good, Bad, & Ugly
By Payusnomind · May 15, 2026

Members

Ad
Eleven Labs
The most realistic AI voice generator
Try it now
Skip Ad ▶

Sponsored by Eleven Labs - AI Music creation, Voiceovers, and more

ARTIST AUDIT - Payusnomind: Aggie
United Masters REVIEW: Review: Great, Good, Bad, ...
tunecore REVIEW: Review: Great, Good, Bad, Ugly ...
SoundOn REVIEW: TikTok's Music Distribution ...
VENICE REVIEW: Venice Music Review 2025: Great, Good, B...

Need help deciding?
If you're weighing distributors, playlist services, funding offers or smart link tools, a 1:1 session can save you a lot of time and regret.
Book a consultation

ULTIMATE GUIDE TO MUSIC MONETIZATION

ULTIMATE INDIE ARTIST GUIDE
TOOLS YOU NEED, LIES YOU DON'T

Stay ahead of the tricks
Get new breakdowns on distributors, funding, playlisting and tools, plus the fine print most platforms gloss over.
Email Address Subscribe

Search the library
Search articles, tools, and reviews



BE SEEN. GET REMEMBERED. DRIVE RESULTS.

Put your brand in front of artists when attention is highest.



DRIVE AWARENESS
BUILD TRUST
FUEL GROWTH

CATEGORY SPONSORSHIP



OWN A CATEGORY

- ✓ Distribution
- ✓ Funding
- ✓ Smart Links
- ✓ Advertising

INCLUDES:

- ✓ Banner placements
- ✓ Tool placements
- ✓ Video inventory
- ✓ Review placements

OWN THE CATEGORY. OWN THE JOURNEY.

From discovery to decision, we put your brand in front of artists at every critical touchpoint across reviews, comparisons, tools, and consultations—driving trust, influence, and results.



**MAXIMUM VISIBILITY.
MULTIPLE TOUCHPOINTS.
REAL BUSINESS IMPACT.**

**YOUR BRAND APPEARS THROUGHOUT
THE ENTIRE DECISION-MAKING JOURNEY.**



1 DISCOVER

Artists search and find your content



2 WATCH

Your video is seen first and drives engagement



3 COMPARE

Your brand appears on comparison pages when decisions get serious



4 EVALUATE

Your tools & calculators help artists evaluate ROI and potential



5 DECIDE

Your recommendation drives the decision and builds trust



6 CONVERT

You generate leads, sales, and long-term customers

REVIEW PAGES

Symphonic Distribution Review 2026: Pros, Cons, and Risks – The Great, Good, Bad, Ugly

Need help deciding?

SoundOn **GREAT**
powered by TikTok
GOOD
REVIEW
BAD
UGLY

More SoundOn Distribution Videos

FEATURED VIDEO SLOT

Symphonic Distribution Review 2026: Pros, Cons, and Risks – The Great, Good, Bad, Ugly

Need help deciding?

SoundOn **GREAT**
powered by TikTok
GOOD
REVIEW
BAD
UGLY

More SoundOn Distribution Videos

COMPARISON PAGES

Best Music Distribution Services Compared

Side-by-side comparison of top music distribution companies for 2026.

	Symphonic	DistroKid	TuneCore	CO Baby
Pricing	From \$18.50/yr	From \$18.50/yr	From \$11.50/yr	From \$6.99/yr + fee
Stores & Platforms	200+	150+	150+	150+
Keep 100% Royalties	✓	✓	✓	✓
YouTube Content ID	✓	✓	✓	✓
Daily Payouts	✓	✓	✗	✗
Custom Release Date	✓	✓	✗	✗

Comparison Page Sponsored by SoundOn

SoundOn **LEARN MORE**

CALCULATORS & TOOLS

Distribution ROI Calculator

See your potential earnings based on your streams and revenue per stream.

Results

Distributor & plan: Standard

Fixed platform fees: Annual fees, release fees, Content ID add-ons, Beatport, Dolby Atmos, and artist-account fees. **\$0.00**

Distributor revenue cuts: Percentage-based cuts from streaming, sales, and Content ID. **\$193.00**

Tax withholding: Estimated 30% withholding if no US tax treaty applies. **\$0.00**

Total cost / revenue loss: Fixed platform fees + distributor cuts + tax withholding. **\$193.00**

PRESENTED BY SoundOn powered by TikTok

RECOMMENDATION / CTA

Our Recommendation Choice **TOP PICK**

SoundOn
powered by TikTok

- ✓ Great for TikTok & social growth
- ✓ Keep 100% of your royalties
- ✓ Fast payouts and easy to use
- ✓ Best for independent artists

Try SoundOn Now

Affiliate link – you support us at no extra cost

CONSULTATION & LEADS

Need help deciding?

If you're weighing distributors, playlist services, funding offers or smart link tools, a 1:1 session can save you a lot of time and regret.

Book a consultation

Stay ahead of the tricks

Get new breakdowns on distributors, funding, playlisting and tools, plus the fine print most platforms gloss over.

Email Address **Subscribe**

Built with KIT



**YOUR CONTENT DISCOVERED
AT THE MOMENT OF NEED.**



**YOUR VIDEO AT THE TOP
OF EVERY RELEVANT PAGE.**



**YOUR BRAND IN THE
DECISION-MAKING PROCESS.**



**YOUR TOOLS HELP THEM
EVALUATE AND TRUST.**



**YOUR RECOMMENDATION
DRIVES THE DECISION.**



**QUALIFIED LEADS.
REAL BUSINESS RESULTS.**



MULTIPLE TOUCHPOINTS
Across the entire decision journey



HIGHER TRUST
Your brand shows up when decisions get serious



QUALIFIED AUDIENCES
Artists actively researching and comparing solutions



BETTER RESULTS
More recognition, more clicks, more customers



**ONE SPONSORSHIP.
ENDLESS IMPACT.**

HOMEPAGE FEATURED PLACEMENT

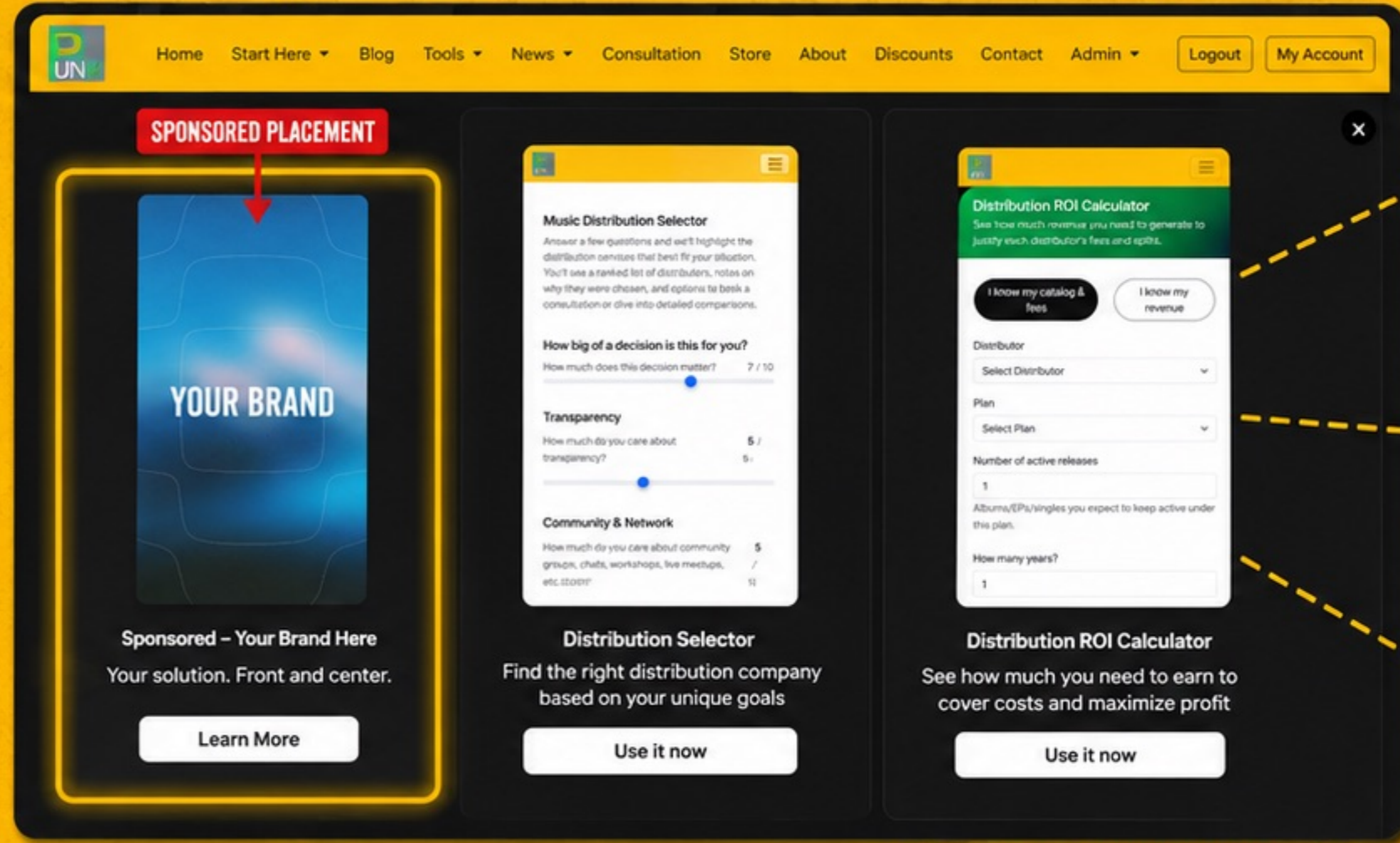
OWN THE FIRST CLICK

The homepage is the front door to Payusnomind. Every visitor passes through this page before exploring reviews, calculators, comparison tools, consultations, and educational content.

Featured placements sit above the fold and alongside the site's most popular resources, giving your brand immediate visibility at the very beginning of the decision-making journey.

Whether visitors are researching distributors, comparing services, calculating ROI, or looking for growth opportunities, your brand becomes one of the first solutions they encounter.

THE FRONT DOOR TO THE ENTIRE ECOSYSTEM



FIRST THING VISITORS SEE

Above-the-fold visibility that captures attention immediately.

HIGH-INTENT TRAFFIC

Visitors are here to solve problems and make decisions.

GATEWAY TO EVERYTHING

Calculators, reviews, consultations, tools, articles, and more.

WHY THIS PLACEMENT WORKS

- ✓ Above-the-fold visibility
- ✓ Appears before buying decisions are made
- ✓ Homepage exclusivity available
- ✓ Strong support for launches and promotions
- ✓ Reaches every traffic source
- ✓ Exposure across the entire Payusnomind ecosystem

★ WHY IT MATTERS

First impressions matter. Research consistently shows that brands encountered early in the buying journey benefit from higher recall, stronger trust, and increased conversion rates later in the process.

Homepage sponsorship allows your brand to establish familiarity before visitors begin comparing competitors.

IDEAL FOR

- Distribution Companies
- Funding Platforms
- Marketing Services
- Playlist Services
- Analytics Tools
- Smart Link Platforms
- Newsletter Platforms
- Artist Software
- More...

SPONSORSHIP OPTIONS

- ★ FEATURED HOMEPAGE TOOL SLOT**
 Appears in the homepage featured tool section. **\$1,500 /MONTH**
- 👉 HOMEPAGE BANNER PLACEMENT**
 Sidebar and homepage promotional placement. **\$1,000 /MONTH**
- 👑 HOMEPAGE TAKEOVER PACKAGE**
 Includes:
 - ✓ Featured tool slot
 - ✓ Homepage banner
 - ✓ Newsletter mention
 - ✓ Category exclusivity**\$2,500 /MONTH**

TRUSTED BY HIGH-QUALITY TRAFFIC SOURCES

- 🔍 Google Search
- 📺 YouTube
- 📄 Articles & Reviews
- 👥 Social Media
- ✉ Email Newsletters
- ➔ Direct Visitors

All placements are monthly. Long-term discounts available.



NEWSLETTER SPONSORSHIP

REACH SUBSCRIBERS
WHO ACTIVELY SEEK:

- ✓ Reviews
- ✓ Comparisons
- ✓ Industry analysis
- ✓ Decision frameworks

PAYUSNOMIND
WEEKLY EDGE

SPONSORED BY
 **YOUR BRAND**

REACH SUBSCRIBERS WHO ACTIVELY SEEK:

- ✓ Reviews
- ✓ Comparisons
- ✓ Industry analysis
- ✓ Decision frameworks

STARTING AT
\$300 - \$500
PER SEND

SPONSORSHIP PACKAGES

STARTER PACKAGE



Great for getting started

\$1,250/MO

GROWTH PACKAGE



Expand your presence

\$2,500/MO

MARKET LEADER PACKAGE



Dominate your category

\$5,000/MO

DOMINANCE PACKAGE



Own the entire ecosystem

\$7,500 - \$10,000/MO

CUSTOM SOLUTIONS

Every brand has different goals.

Let's build a custom partnership that gets you in front of high-intent decision-makers.

- ✓ Flexible packages
- ✓ Performance tracking
- ✓ Detailed reporting
- ✓ Dedicated support

BUILD TRUST BEFORE THE SALE

People don't visit Payusnomind because they've been sold.

They visit because they need answers.

By appearing throughout that journey, your brand becomes part of the decision-making process.



REAL STRATEGIES.



REAL DATA.



REAL RESULTS.



NO FLUFF.